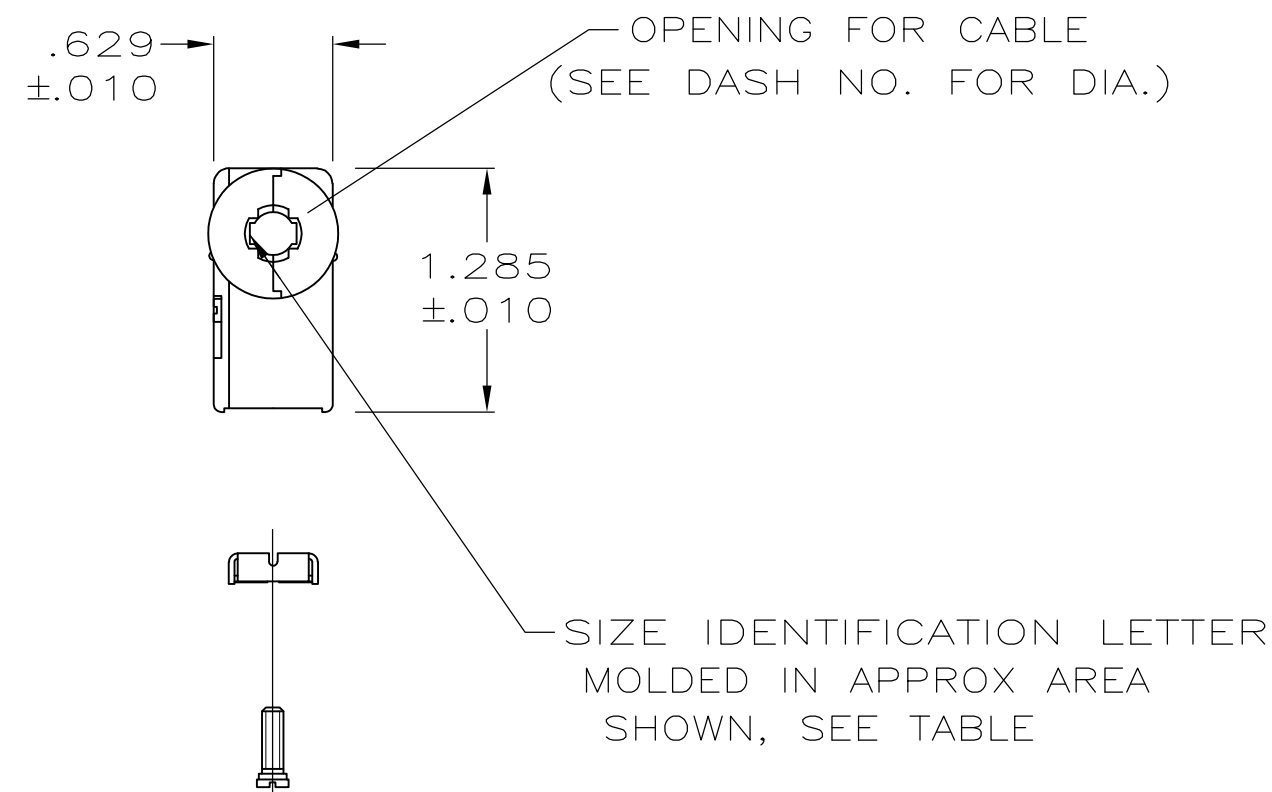
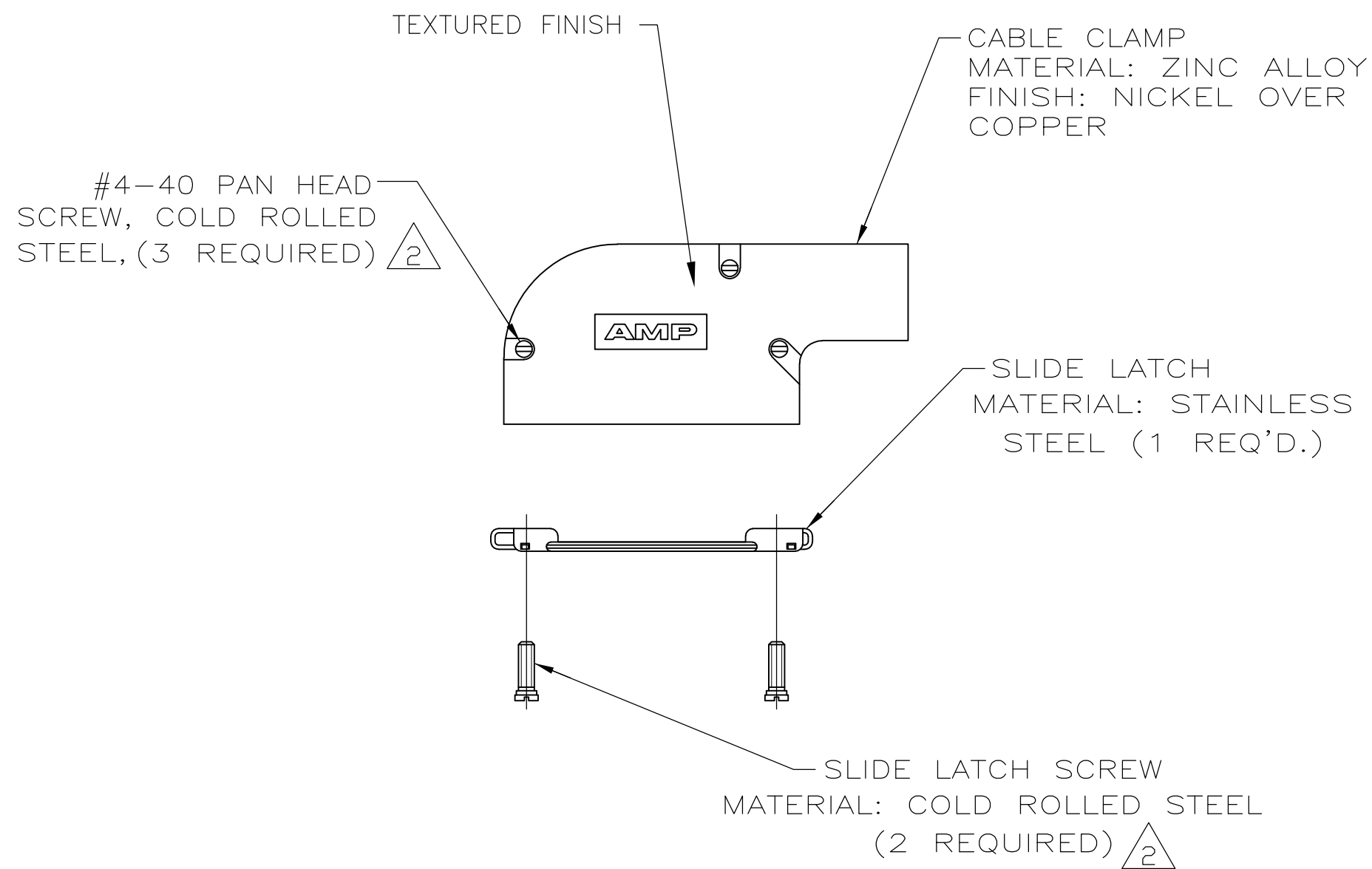
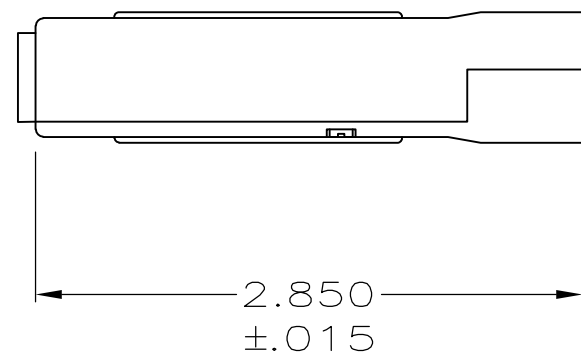


THIS DRAWING IS UNPUBLISHED. RELEASED FOR PUBLICATION
 © COPYRIGHT - By - ALL RIGHTS RESERVED.

LOC		DIST		REVISIONS			
P	LTR	DESCRIPTION		DATE	DWN	APVD	
GP	00	P		REVISED PER ECO-11-004835	11MAR11	RK HMR	

1. ALL PARTS PACKAGED UNASSEMBLED AS A UNIT KIT.
- △ ZINC PLATED .000200-.000400 THICK CLEAR CHROMATE COATING.



D	.280	5745653-5
G	.355	5745653-4
K	.430	5745653-3
M	.480	5745653-2
P	.530	5745653-1
NECK IDENT	CABLE DIA	PART NO.

THIS DRAWING IS A CONTROLLED DOCUMENT.		DWN	12AUG05	STE TE Connectivity																	
DIMENSIONS: INCHES		CHK	12AUG05																		
TOLERANCES UNLESS OTHERWISE SPECIFIED:		APVD	12AUG05																		
<table border="0"> <tr><td>0 PLC</td><td>±</td><td>-</td></tr> <tr><td>1 PLC</td><td>±</td><td>-</td></tr> <tr><td>2 PLC</td><td>±</td><td>-</td></tr> <tr><td>3 PLC</td><td>±</td><td>.005</td></tr> <tr><td>4 PLC</td><td>±</td><td>-</td></tr> <tr><td>ANGLES</td><td>±</td><td>-</td></tr> </table>		0 PLC	±		-	1 PLC	±	-	2 PLC	±	-	3 PLC	±	.005	4 PLC	±	-	ANGLES	±	-	NAME
0 PLC	±	-																			
1 PLC	±	-																			
2 PLC	±	-																			
3 PLC	±	.005																			
4 PLC	±	-																			
ANGLES	±	-																			
MATERIAL SEE CALLOUTS		FINISH	SEE CALLOUTS	PRODUCT SPEC	-																
MATERIAL SEE CALLOUTS		FINISH	SEE CALLOUTS	APPLICATION SPEC	-																
MATERIAL SEE CALLOUTS		FINISH	SEE CALLOUTS	WEIGHT	-																
MATERIAL SEE CALLOUTS		FINISH	SEE CALLOUTS	CUSTOMER DRAWING	SCALE 1:1																
MATERIAL SEE CALLOUTS		FINISH	SEE CALLOUTS	SIZE	A2																
MATERIAL SEE CALLOUTS		FINISH	SEE CALLOUTS	CAGE CODE	00779																
MATERIAL SEE CALLOUTS		FINISH	SEE CALLOUTS	DRAWING NO	C=5745653																
MATERIAL SEE CALLOUTS		FINISH	SEE CALLOUTS	RESTRICTED TO	-																
MATERIAL SEE CALLOUTS		FINISH	SEE CALLOUTS	SHEET	1 of 1																
MATERIAL SEE CALLOUTS		FINISH	SEE CALLOUTS	REV	P																

5745653